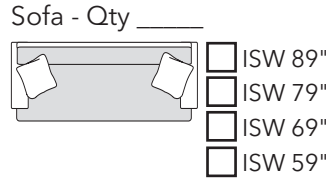
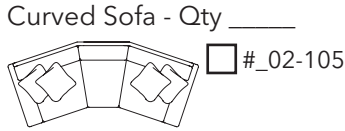
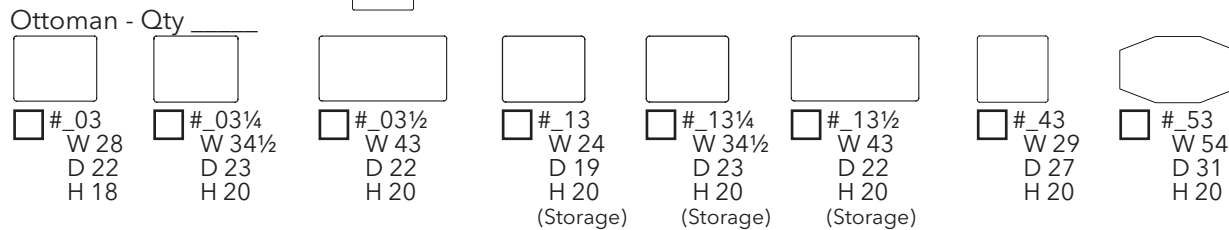

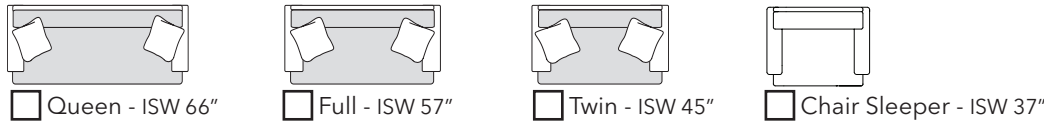


- 1 | PICK YOUR DEPTH:**  Seat Depth 20" - (#55)  Seat Depth 22" - (#66)  Seat Depth 24" - (#77)
- 2 | PICK YOUR SEAT CUSHION:** *Only shaded sketches have this option. Loveseats or loveseat portions can be 1 or 2 seats only.*  
 1 Seat Cushion  2 Seat Cushions  3 Seat Cushions  4 Seat Cushions (ISW 89" sofa only)
- 3 | PICK YOUR BACK CUSHION:** *Only shaded sketches have this option.*  
 2 Back Cushions  3 Back Cushions  4 Back Cushions (ISW 89" sofa only)
- 4 | PICK YOUR STYLE:** (SKETCHES ARE NOT ¼ SCALE)

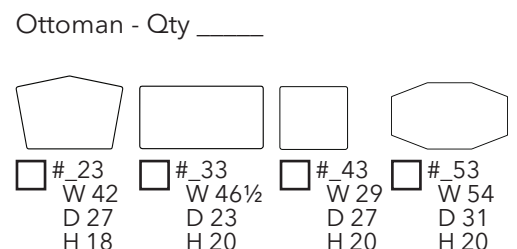
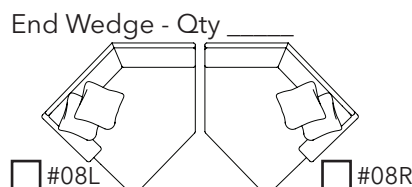
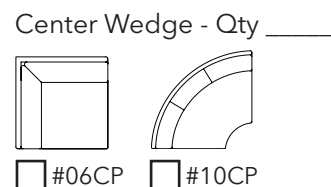
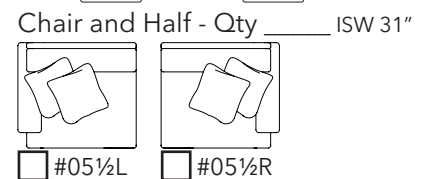
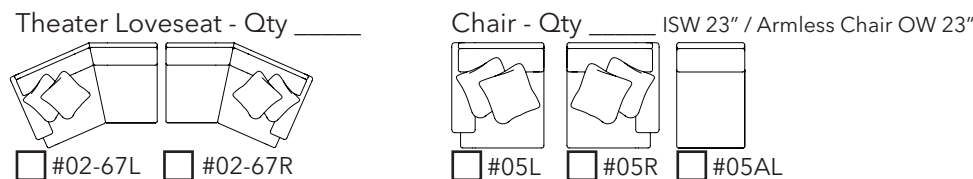
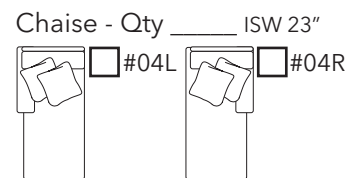
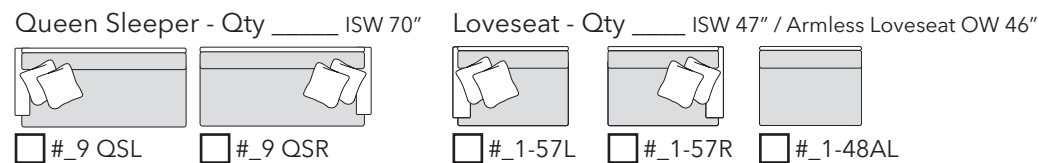
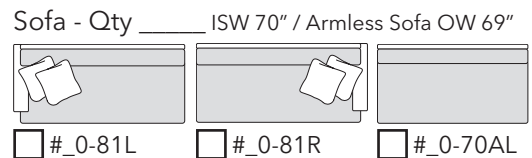
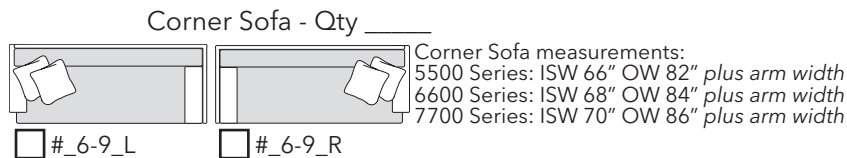
## 2-ARM STANDARD PIECES



Sleeper - Qty \_\_\_\_\_  
*Seat Depths on sleepers are 2" less than standard seat depths due the frame requirements needed to receive the bed mechanisms.*



## SECTIONAL PIECES




\*\*\*DIMENSIONS WILL VARY BASED ON OPTIONS SELECTED. CONTACT CUSTOMER CARE.\*\*\*  
\*\*PLEASE MAKE SURE TO FAX BOTH PAGES TO OUR CUSTOMER CARE DEPARTMENT.\*\*

## 5 | PICK YOUR WELT:



Welt



No Welt  
welt around base only

## 7 | PICK YOUR BACK:

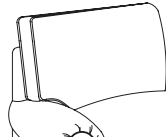
overall height dimensions are approximate



Knife Edge  
attached



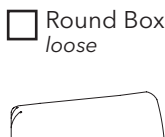
Round Box  
attached



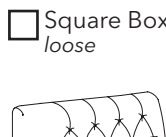
Square Box  
attached



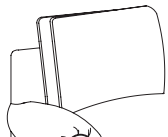
Knife Edge  
loose



Round Box  
loose



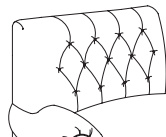
Square Box  
loose



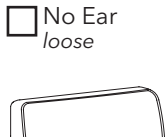
No Ear  
attached



Tight  
OH 36"



Tufted+  
OH 36"



No Ear  
loose



Lawson  
OH 36"

## 6 | PICK YOUR BACK HEIGHT:

overall height dimensions are approximate  
tight, tufted and lawson backs are only available as OH 36"



Low Profile  
OH 36"



Standard  
OH 38"



Plus 2"+  
OH 40"



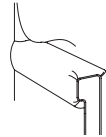
Plus 4"+  
flex only  
loose back only  
OH 42"

## 8 | PICK YOUR ARM:

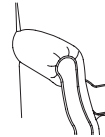
arm width dimensions are approximate

slope panel and curve arms are NOT available on end wedges or chaises

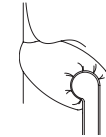
narrow english and narrow track arms NOT available with back options with ears



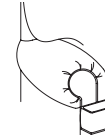
Key  
Box Cushion  
AW 8"



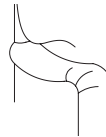
Slope Panel  
Box Cushion  
AW 8"



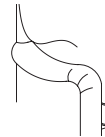
Straight Panel  
Box Cushion  
AW 8"



Straight Panel  
T Cushion  
AW 8"



English  
Box Cushion  
AW 7"



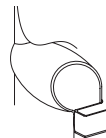
Narrow English  
Box Cushion  
AW 4"



Petite Sock  
Box Cushion  
AW 5"



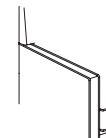
Sock  
Box Cushion  
AW 8"



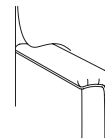
Sock  
T Cushion  
AW 8"



Wide Track  
Box Cushion  
AW 6.25"



Narrow Track  
Box Cushion  
AW 3.25"



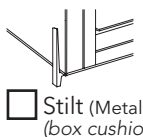
Padded Track  
Box Cushion  
AW 7"



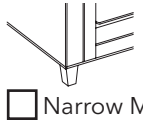
Curve  
Box Cushion  
AW 6"

## 9 | PICK YOUR BASE:

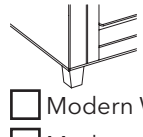
Select Finish, if needed:



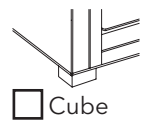
Stilt (Metal Leg)+  
(box cushion frames only)  
available in midnight,  
pewter, or spanish gold



Narrow Modern



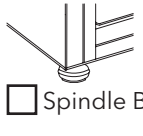
Modern Wooden  
 Modern Acrylic+



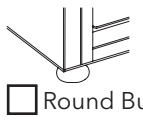
Cube



Wedge Wooden  
 Wedge Acrylic+



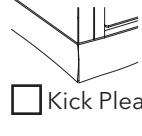
Spindle Bun



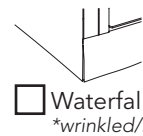
Round Bun



Upholstered



Kick Pleat Skirt



Waterfall Skirt  
\*wrinkled/relaxed  
look is common

## 10 | INCLUDE CHROME USB-C PORT+:

COMPANY NAME: \_\_\_\_\_ PO#: \_\_\_\_\_ DATE: \_\_\_\_\_

BODY FABRIC: \_\_\_\_\_ PILLOW FABRIC: \_\_\_\_\_

If an item has a + beside it, it is an upcharge.